

**PSS-2V2300, 2 Volt 2300 AH @ 100-hr. rate**  
**2140 AH @ 20-hr. rate**

**Rechargeable Sealed Lead Acid Solar Battery**



\*Case colour may vary depending on quantity

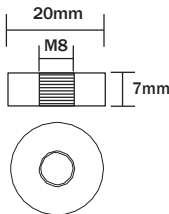
## Features

- Absorbent Glass Mat (AGM) technology for superior performance
- Valve regulated, spill proof construction allows safe operation in any position
- Superior cyclic performance
- Enhanced overcharge endurance
- Excellent recovery from over discharge situations
- Lower acid density, increased electrolyte volume and greater distance between the plates help keep the battery at lower temperatures and improve plate grid life
- Rugged impact resistant ABS case

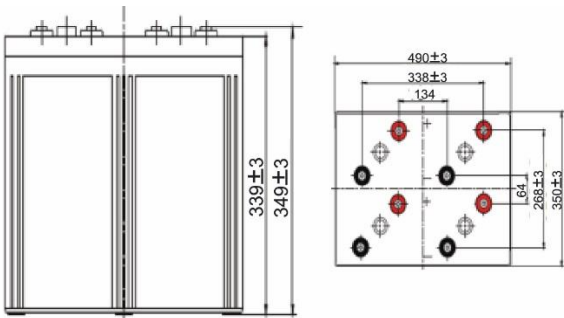
## Terminals

(mm)

- T11: Threaded insert  
8 mm stud fastener



## Physical Dimensions: in (mm)



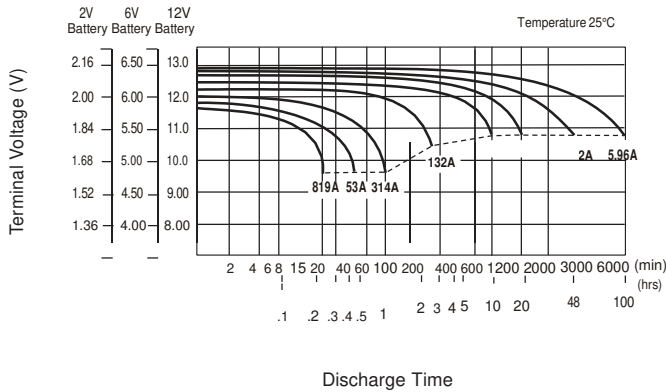
**L: 19.29(490) W: 13.78(350) H: 13.35(339) HT: 13.74(349)**

Tolerances are +/- 0.11 in. (+/- 3mm) for all dimensions. All data subject to change without notice.

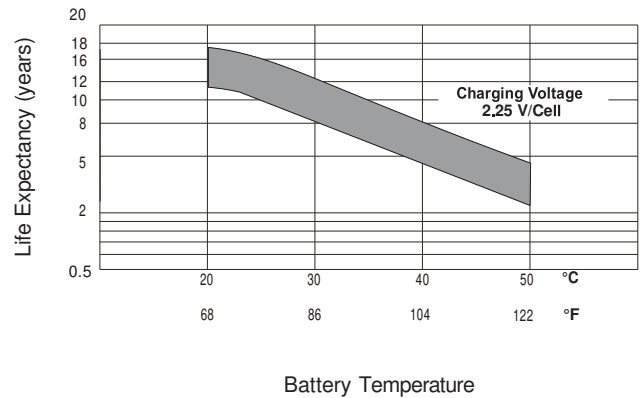
## Performance Specifications

Nominal Voltage .....	2 volts
Nominal Capacity	
100-hr. (17.3A to 1.80 volts) .....	2300.0 AH
20-hr. (80.3A to 1.80 volts) .....	2140.0 AH
10-hr. (150.0A to 1.80 volts).....	2000.0 AH
5-hr. (263.6A to 1.75 volts) .....	1757.5 AH
1-hr. (881.9A to 1.60 volts).....	1175.9 AH
Max. Discharge Current.....	16000A (5s)
Approximate Weight .....	271.3 lbs. (123.0kg)
Internal Resistance (approx.) .....	0.28 milliohms
Shelf Life (% of nominal capacity at 68° F (20° C))	
1 Month .....	97%
3 Months .....	91%
6 Months .....	83%
Operating Temperature Range	
Charge.....	32° F (0° C) to 104° F (40° C)
Discharge.....	5° F (-15° C) to 122° F (50° C)
Storage.....	5° F (-15° C) to 104° F (40° C)
Case - 2V2300.....	ABS Plastic
Case - 2V2300FR .....	ABS Plastic (UL94 V-0 flame retardant)

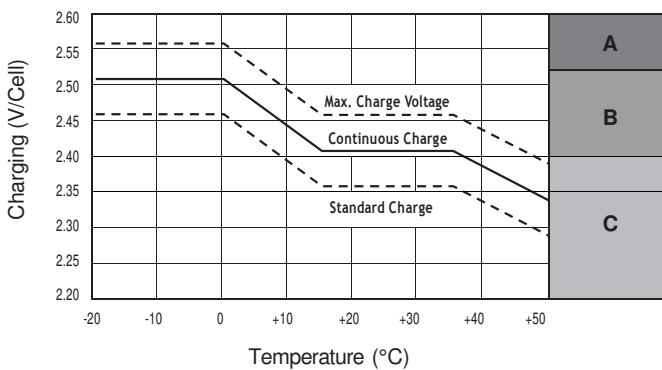
**Discharge Characteristics**



**Float Charging Characteristics**

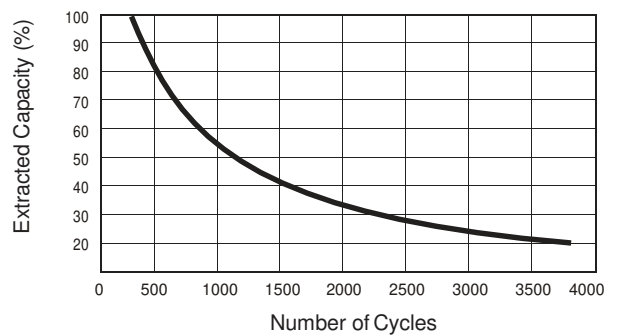


**Charge Mode**

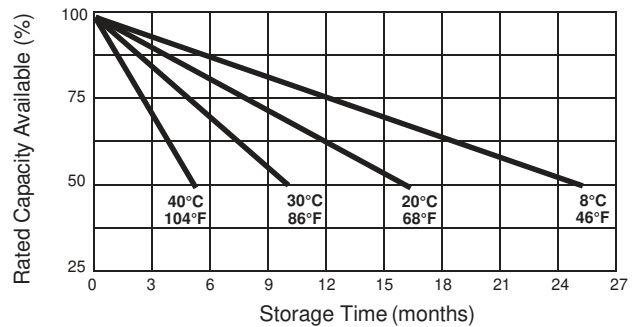


- A** With switch regulator (two-step controller) charge on curve max. Charge voltage for max 2hrs/day, then switch to continuous charge
- B** Standard charge without switching
- C** Boost charge (equalizing charge with external generator) charge on curve continuous charge for max. 5 hrs/month, then switch over to standard charge

**Cycle Service Life**



**Self-Discharge Characteristics**



**Charging**

Cycle Applications: Limit initial current to less than 600.0A. Charge until battery Voltage (under charge) reaches 2.40 to 2.50 volts at 77 °F (25 °C). Coefficient -5mV/°C

“Float” or “Stand-By” Service: Hold battery across constant voltage source of 2.25 to 2.3 volts at 77 °F (25 °C) continuously. When held at this voltage, the battery will seek its own current level and maintain itself in a fully charged condition. Coefficient -3mV/°C

Note: Due to the self-discharge characteristics of this type of battery, it is imperative that they be charged within 6 months of storage at 77 °F (25 °C) (shorter time frame at higher temp) otherwise permanent loss of capacity can occur.

**Chargers**

Power-Sonic offers a wide range of chargers suitable for batteries up to 100AH. Please refer to the Charger Selection Guide in our specification sheets for “C-Series Switch Mode Chargers” and “Transformer Type A and F Series”. Please contact our Technical department for advice if you have difficulty in locating suitable models.

**Further Information**

Please refer to our website [www.power-sonic.com](http://www.power-sonic.com) for a complete range of useful downloads, such as product catalogs, material safety data sheets (MSDS), ISO certification, etc.

**Contact Information**



**DOMESTIC SALES**

Tel: (07) 3386 1102  
 Fax: (07) 3102 9913  
[sales@spb.net.au](mailto:sales@spb.net.au)

[www.sealedperformance.com.au](http://www.sealedperformance.com.au)

1 Ant Road, Yatala  
 Brisbane QLD 4207

